
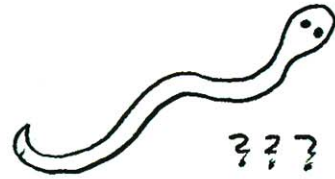


# HOW TO DRAW A SNAKE

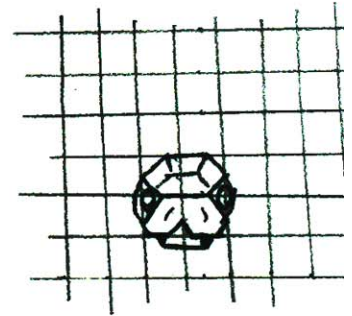
(by Linus Juttie)




I. Practice the fangs first. They are the most important part. They tell people your drawing is of a snake and not a worm.



II. The scales are really hard. They are all different shapes. You can practice on graph paper or draw a grid with a ruler.



III. Practice drawing squiggles. Just think about how a snake moves.



IV. Make sharp, clear, lines. If you sketch too much the snake looks like a stuffed animal and is not scary.

Bad:



Good:



(not as bad anyway)